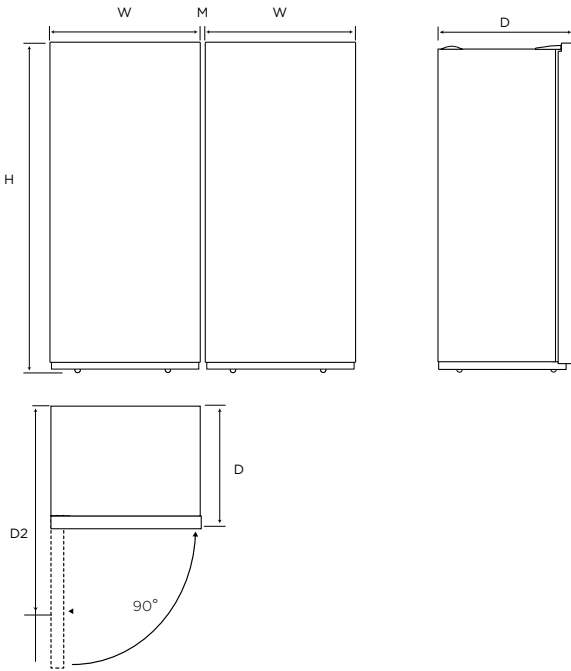
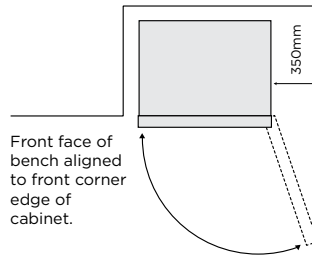
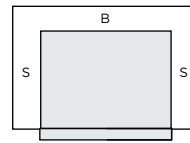
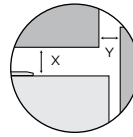


Verticals & Pigeon Pairs

WRB5004SC/WC WFB2804AB/WB
 WFB4204SC/WC WRM2400WF
 WRB3504AB/WB WFM1700WE



Minimum Recommended Airspaces



If you have a cupboard above the refrigerator with a rear gap of less than 100mm (Y), recommended minimum clearance at the top of the refrigerator increases from 30mm to 70mm (X).

Please note: Doors are designed to sit proud of cabinetry (not flush).

When positioned in a corner area, clearance of at least 350mm on the hinge side will allow the doors to open enough to enable the removal of the bins and shelves.

Dimensions	Product Height (H)	Product Width (W)	Product Depth (D)	Product Depth (D2) (Door Open)
WRB5004SC/WC	1725	699	641	1360
WFB4204SC/WC	1725	699	769	1360
WRB3504AB/WB	1720	597	652	1115
WFB2804AB/WB	1720	595	652	1115
WRM2400WF	1434	550	545	1050
WFM1700WE	1434	550	560	1065

Airspace	Side - both (S)	Top	Behind (B)	Middle (M)
WRB5004SC/ WC	30	30	50	21
WFB4204SC/ WC	30	30	50	21
WRB3504AB/ WB	100	100	75	100
WFB2804AB/WB	100	100	75	100
WRM2400WF	30	30	50	30
WFM1700WE	30	30	50	30

IMPORTANT

These dimensions are a guide only. All measurements are in millimetres (mm). For complete installation instructions, refer to the manual provided with product.
 © 2023 Electrolux Home Products Pty Ltd. ABN 51 004 762 341. W_DIM_SD_Mar23